

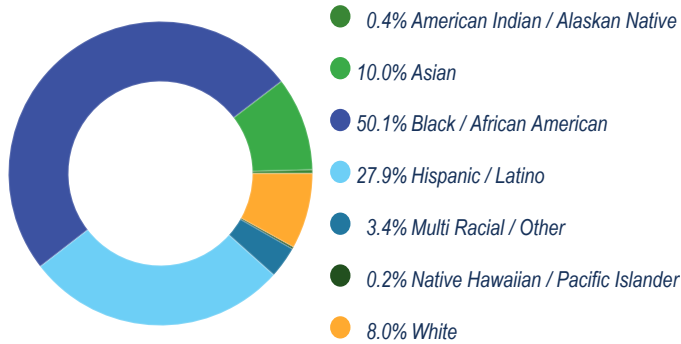


# FRANKLIN LEARNING CENTER

## 2021-22 SCHOOL PROGRESS REPORT ON EDUCATION AND EQUITY

School Code | 2290 Sector | District Network | Network 1  
Principal Name | Ms Nicole Lee  
Address | 616 N 15th St  
Phone | 215-400-7570 Website | flc.philasd.org/  
Report Type | High School Grades in Report | 9-12  
Admissions Category | Criteria-Based  
Turnaround Model | N/A  
Receives K8 Report | No  
Oct 1 Enrollment | 982

### Student Enrollment and Demographics



**1016**

Total Number of Students Served for  
10+ Days Over the Year

**4.6%**

% Students with IEPs

**16.4%**

% English Learners

**73.4%**

% Economically Disadvantaged

### Student Attendance

**31.3%**

% Students Attending at Least 95%  
of Instructional Days

**59.3%**

% Students Attending at Least 90%  
of Instructional Days

Score Level	Performance	Improvement	Level
<b>Level 3</b>			
<b>Performance</b> <i>At or Above Target in</i> 3 out of 8 Eligible Metrics			<b>37.5 %</b>
<b>Improvement</b> Insufficient Data for Score			
<b>Goal Performance (All Students)</b>			
<b>GOAL 4   % of 11th Graders Proficient on Algebra, Biology, &amp; Literature Keystones</b> <b>Score: 64.5 %</b>			
32.8 pts above 2021-2022 target			
<b>MEETING 2026 GOAL</b> no data prior year			
<b>GOAL 5   % of 12th Grade Career and Technical Education (CTE) Students Meeting Industry Standards</b> <b>Score: 78.7 %</b>			
18.7 pts above 2021-2022 target			
<b>MEETING</b> no data prior year			
	<b>American Indian / Alaskan Native</b> Insufficient Data for Score	Insufficient Data for Score	
	<b>Asian</b> Insufficient Data for Score	Insufficient Data for Score	
	<b>Black / African American</b> Insufficient Data for Score	Insufficient Data for Score	
	<b>Hispanic / Latino</b> Insufficient Data for Score	Insufficient Data for Score	
	<b>Multi Racial / Other</b> Insufficient Data for Score	Insufficient Data for Score	
	<b>Native Hawaiian / Pacific Islander</b> Insufficient Data for Score	Insufficient Data for Score	
	<b>White</b> Insufficient Data for Score	Insufficient Data for Score	
	<b>English Learners</b> Insufficient Data for Score	Insufficient Data for Score	
	<b>Students with IEPs</b> Insufficient Data for Score	Insufficient Data for Score	
	<b>Economically Disadvantaged</b> Insufficient Data for Score	Insufficient Data for Score	

● Meeting Target  
● Not Meeting Target

# College & Career: Every Student Graduates Ready for College and Careers

## Goal 4 - Keystone Proficiency

School Code | 2290 School Name | Franklin Learning Center

**Goal 4:** The percentage of students who are proficient on all three state high school assessments (Algebra, Literature, and Biology) by the end of their 11th grade year will grow from 26.1% in August 2019 to 52.0% by August 2026.

### % of 11th Graders Proficient on Algebra, Biology, & Literature Keystones

**All Students**, 197 students

**Score: 64.5 %**



**2021-2022 Target: 31.7 %**

32.8 pts above target

**2025-2026 Goal: 52.0 %**

12.5 pts above target



- Meeting Target
- Not Meeting Target

**American Indian / Alaskan Native**

Insufficient Sample

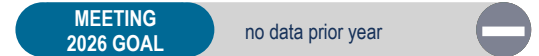
**Asian**

Insufficient Sample

**Black / African American**, 106 students

**Score: 67.9 %**

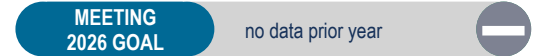
36.2 pts above target



**Hispanic / Latino**, 48 students

**Score: 58.3 %**

26.6 pts above target



**Multi Racial / Other**

Insufficient Sample

**Native Hawaiian / Pacific Islander**

Insufficient Sample

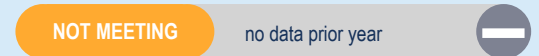
**White**

Insufficient Sample

**English Learners**, 32 students

**Score: 12.5 %**

-19.2 pts from target



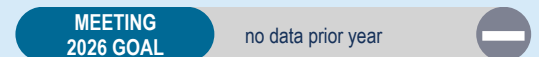
**Students with IEPs**

Insufficient Sample

**Economically Disadvantaged**, 138 students

**Score: 64.5 %**

32.8 pts above target



# College & Career: Every Student Graduates Ready for College and Careers

## Goal 5 - Career and Technical Education

## Graduation and College Readiness

School Code | 2290 School Name | Franklin Learning Center

**Goal 5:** The percentage of Career and Technical Education (CTE) students who pass an industry standards-based competency assessment by the end of their 12th grade year will grow from 54.5% in August 2019 to 80.0% in August 2026.

### % of 12th Grade CTE Students Meeting Industry Standards

All Students, 61 students

**Score: 78.7 %**



**2021-2022 Target: 60.0 %**

18.7 pts above target

**2025-2026 Goal: 80.0 %**

-1.3 pts from target

MEETING

no data prior year



- Meeting Target
- Not Meeting Target

### AP, IB, or Dual Enrollment Course Metrics

**9.7 %**

*% of Students Meeting Standard on AP Exam, on IB Exam, or in Dual Enrollment Course by End of 12th Grade*

**29.2 %**

*% of Students Participating in but Not Meeting Standard on AP Exam, IB Exam, or Dual Enrollment Course by the End of 12th Grade*

**61.0 %**

*% of Students Not Participating in AP Exam, IB Exam, or Dual Enrollment Course by the End of 12th Grade*

### Other Key Metrics

**80.6 %**

*Ninth-Grade On-Track Rate*

**59.8 %**

*First-Fall Matriculation*

**59.5 %**

*% of Students Completing the FAFSA by End of 12th Grade*

# College & Career: Every Student Graduates Ready for College and Careers

## Graduation and College Readiness

School Code | 2290 School Name | Franklin Learning Center

### Four-Year Cohort Graduation Rate

All Students, 227 students

Score: 85.9 %



2021-2022 Target: 87.7 %  
-1.8 pts from target

2025-2026 Goal: 90.0 %  
-4.1 pts from target



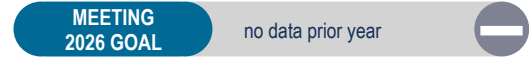
- Meeting Target
- Not Meeting Target

American Indian / Alaskan Native

Insufficient Sample

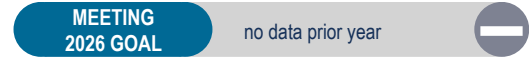
Asian, 21 students

Score: 90.5 %  
2.8 pts above target



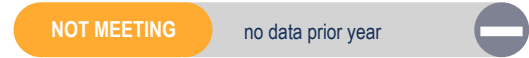
Black / African American, 106 students

Score: 94.3 %  
6.6 pts above target



Hispanic / Latino, 74 students

Score: 68.9 %  
-18.8 pts from target



Multi Racial / Other

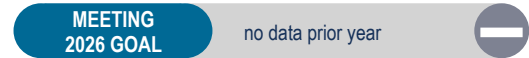
Insufficient Sample

Native Hawaiian / Pacific Islander

Insufficient Sample

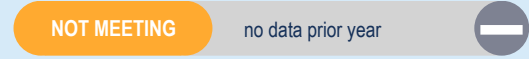
White, 20 students

Score: 95.0 %  
7.3 pts above target



English Learners, 60 students

Score: 61.7 %  
-26.0 pts from target

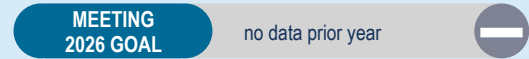


Students with IEPs

Insufficient Sample

Economically Disadvantaged, 155 students

Score: 91.0 %  
3.3 pts above target



# College & Career: Every Student Graduates Ready for College and Careers

## Graduation and College Readiness

School Code | 2290 School Name | Franklin Learning Center

### Four-Year Cohort Drop-Out Rate

#### All Students

30 out of 227 students

Score: 13.2%

#### American Indian / Alaskan Native

Insufficient Sample

#### Asian

2 out of 21 students

Score: 9.5%

#### Black / African American

6 out of 106 students

Score: 5.7%

#### Hispanic / Latino

21 out of 74 students

Score: 28.4%

#### Multi Racial / Other

Insufficient Sample

#### Native Hawaiian / Pacific Islander

Insufficient Sample

#### White

1 out of 20 students

Score: 5.0%

#### English Learners

22 out of 60 students

Score: 36.7%

#### Students with IEPs

Insufficient Sample

#### Economically Disadvantaged

13 out of 155 students

Score: 8.4%

### Four-Year Cohort Continuation Rate

#### All Students

2 out of 227 students

Score: 0.9%

#### American Indian / Alaskan Native

Insufficient Sample

#### Asian

0 out of 21 students

Score: 0.0%

#### Black / African American

0 out of 106 students

Score: 0.0%

#### Hispanic / Latino

2 out of 74 students

Score: 2.7%

#### Multi Racial / Other

Insufficient Sample

#### Native Hawaiian / Pacific Islander

Insufficient Sample

#### White

0 out of 20 students

Score: 0.0%

#### English Learners

1 out of 60 students

Score: 1.7%

#### Students with IEPs

Insufficient Sample

#### Economically Disadvantaged

1 out of 155 students

Score: 0.7%

# Climate, Culture & Opportunity

## Guardrail 1 - Welcoming and Supportive Schools

School Code | 2290 School Name | Franklin Learning Center

**Guardrail 1:** Every school will be a safe, welcoming and healthy place where our students, staff and community want to be and learn each day. This means that our schools will be: 1) environmentally safe and clean; and 2) spaces with inclusive climates that provide students with access to robust social, emotional, and mental health supports.

### School Climate Score

Score: 5.2



2021-2022 Target: 7.0  
-1.8 pts from target

2025-2026 Goal: 7.0  
-1.8 pts from target

NOT MEETING

no data prior year



### School Climate Survey

6.6/10  
Student Rating

Insufficient Sample  
Parent Rating

4.6/10  
Teacher Rating

### School Instruction Score

Score: 7.2



2021-2022 Target: 8.0  
-0.8 pts from target

2025-2026 Goal: 8.0  
-0.8 pts from target

NOT MEETING

no data prior year



### School Instruction Survey

7.5/10  
Student Rating

Insufficient Sample  
Parent Rating

6.8/10  
Teacher Rating

- Meeting Target
- Not Meeting Target



No

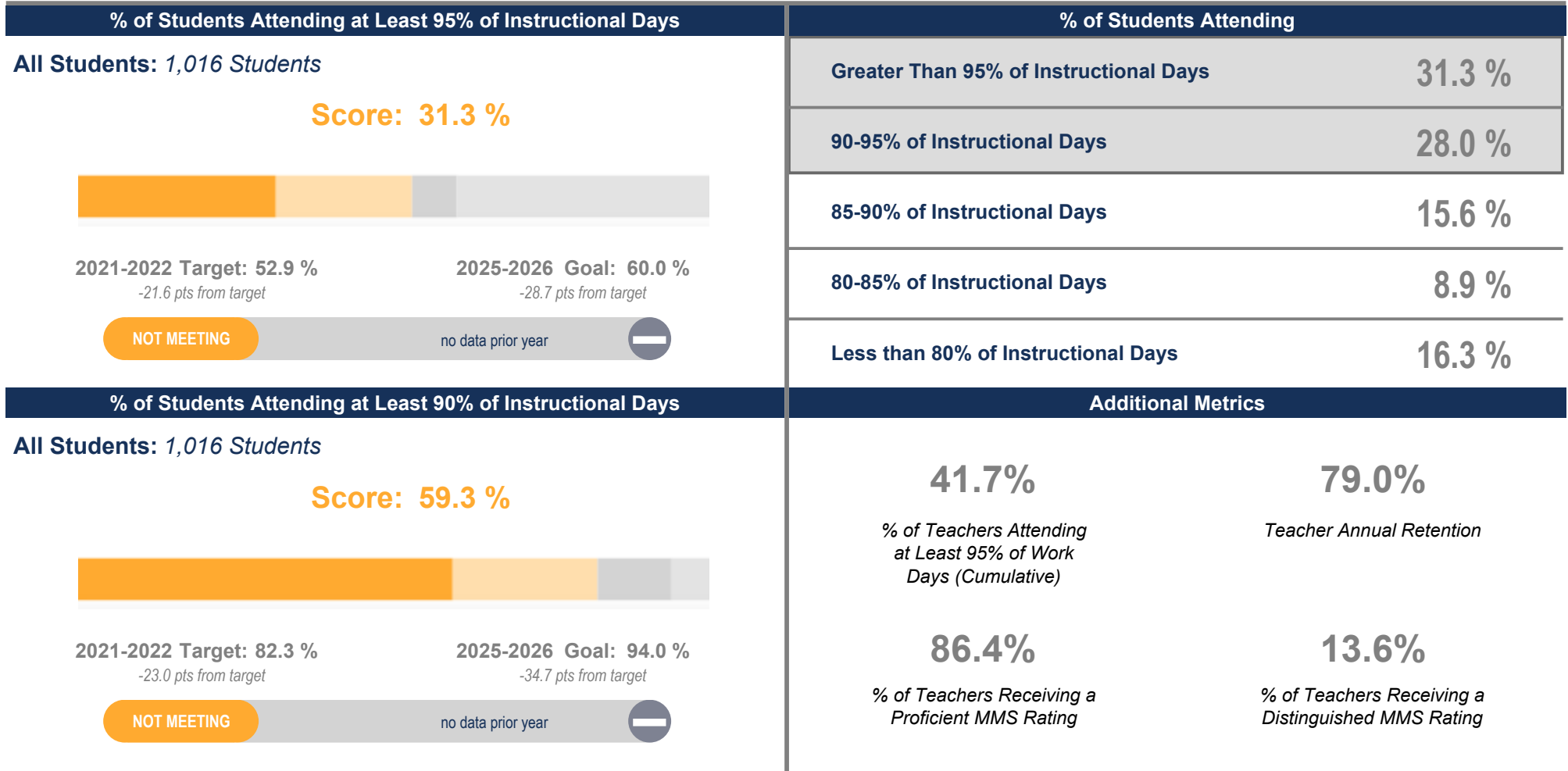
School Has at Least 2 Behavioral/Mental Health Support FTEs per 500 Students

# Climate, Culture & Opportunity

## Guardrail 1 - Welcoming and Supportive Schools

School Code | 2290 School Name | Franklin Learning Center

**Guardrail 1:** Every school will be a safe, welcoming and healthy place where our students, staff and community want to be and learn each day. This means that our schools will be: 1) environmentally safe and clean; and 2) spaces with inclusive climates that provide students with access to robust social, emotional, and mental health supports.



- Meeting Target
- Not Meeting Target

# Climate, Culture & Opportunity

## Guardrail 2 - Enriching and Well-rounded School Experiences

## Guardrail 3 - Partnering with Parents / Family Members

School Code | 2290 School Name | Franklin Learning Center

**Guardrail 2:** Every student will have a well-rounded education with co-curricular opportunities, including arts and athletics, integrated into the school experience.

**Guardrail 3:** Every parent and guardian will be welcomed and encouraged to be partners in their child's school community.

### % of Students Participating in Co-Curricular / Athletics Activities

### School Relationship Score

*% of Students  
Participating in Co-  
Curricular / Athletics  
Activities*

**Data Unavailable**

**Insufficient Sample**

### Additional Metrics



**Yes**

*School Has a SAC/Parent Advisory Group*



**Yes**

*School Has a SAC/Parent Advisory Group That Meets Regularly*



**5**

*Number of SAC/Parent Advisory Group Meetings*

- Meeting Target
- Not Meeting Target



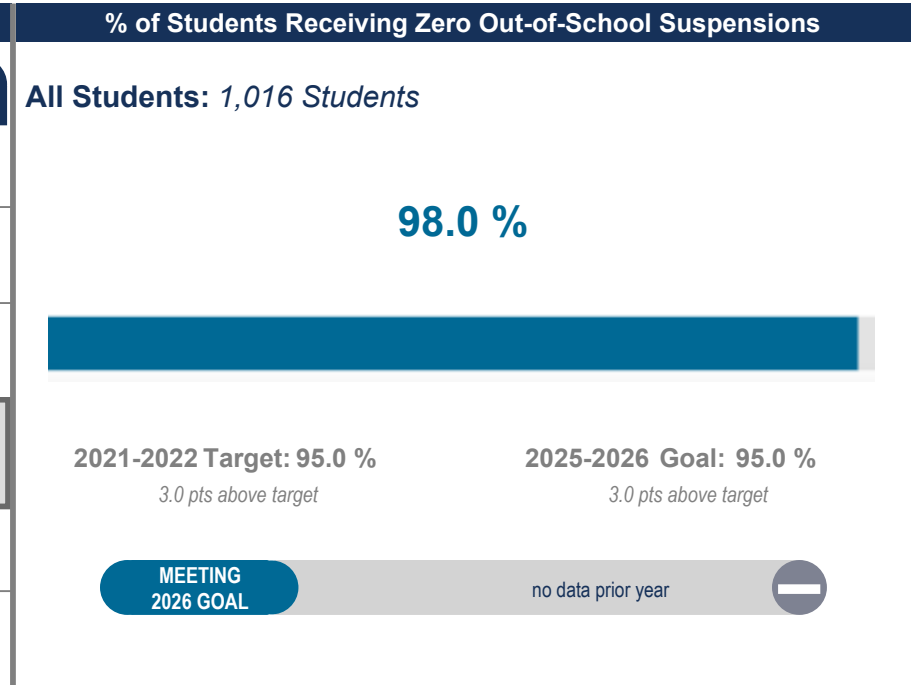
# Climate, Culture & Opportunity

## Guardrail 4 - Addressing Racist Practices

School Code | 2290 School Name | Franklin Learning Center

**Guardrail 4:** Our students' potential will not be limited by practices that perpetuate systemic racism and hinder student achievement.

Suspension Disproportionality		
	% of Enrollment (Total Enrollment)	% of Suspensions Given to Each Subgroup
All Students	(982)	
American Indian / Alaskan Native	0.4 % (4)	0.0 %
Asian	10.0 % (98)	4.3 %
Black / African American	50.1 % (492)	69.6 %
Hispanic / Latino	27.9 % (274)	17.4 %
Multi Racial / Other	3.4 % (33)	4.3 %
Native Hawaiian / Pacific Islander	0.2 % (2)	0.0 %
White	8.0 % (79)	4.3 %
English Learners	16.4 % (161)	13.0 %
Students with IEPs	4.6 % (45)	4.3 %
Economically Disadvantaged	73.4 % (721)	82.6 %



### Disproportionality in AP, IB, and Dual Enrollment Courses

All Students	Black / African American	Hispanic / Latino
43.6 %	36.0 %	40.0 %

- Meeting Target
- Not Meeting Target